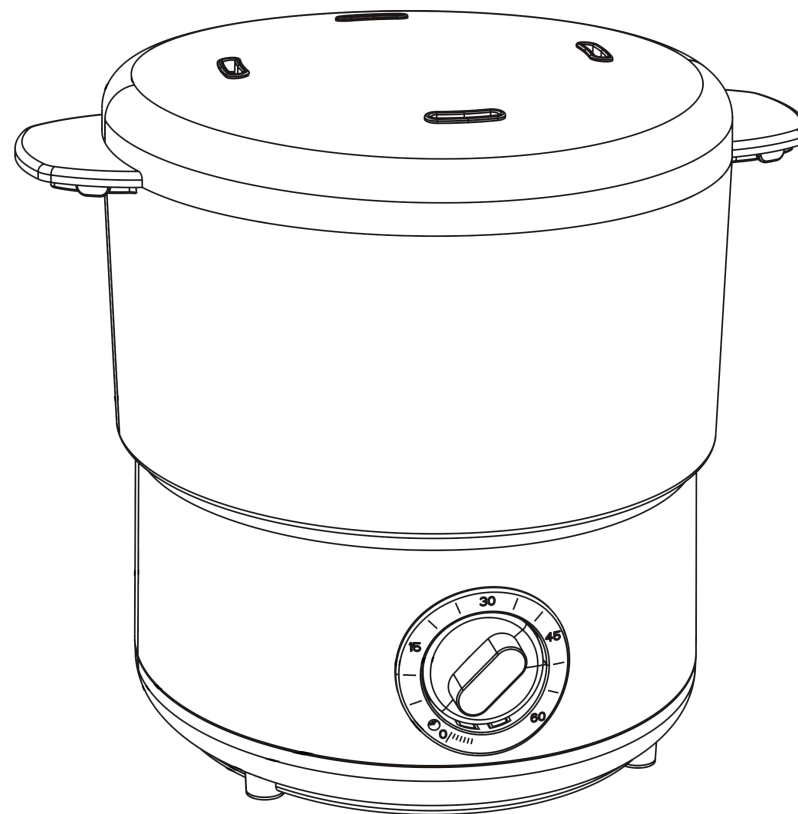


# Hot Towel Steamer & Warmer

S08

INSTRUCTION MANUAL



EN

## CONTENTS

Product Introduction	3
Warranty	4
Important statement:	5
Features	5
Packing detail & Specification	5
Parts details	6
User Method	6
Attentions	7
Contact Us	9

Please read the operation manual before using the product.

Please put the operation manual in the place easy for you to read and you can read it at any time.

Product Name: Hot Towel Steamer & Warmer  
Product Code: S08

The Dir Pro hot towel steamer & warmer is ideal for heating up moist, steamy towels to use in facials, hair conditioning treatments, pedicures, manicures, massage, waxing and barbers hot shaves.

## WARRANTY

The warranty period is one year. DIR warrants to you, the original buyer, that goods shall be free of defects in material and/or workmanship attributable to manufacture for one year from date of buyer's receipt of product. Damage resulting from improper handling after merchandise is received, or from exposure to weather or extreme atmospheric conditions is not covered by the warranty.

For any other information please contact our support team:

DIR BIRMINGHAM	DIR LONDON	DIR NEW YORK	DIR COLOGNE	DIR IRELAND	DIR CHINA
66 Rea Street South Birmingham B5 6LB UK ----- Tel: +44(0)121 6434777 ----- Email: sales@dirgroup.co.uk	Unit 1 River Road Business Park 33 River Road, Barking Greater London IG11 0DA UK ----- Tel: +44(0)20 8591 9310 ----- Email: sales.london@dirgroup.co.uk	24 Woodward Ave. Suite C Queens, NY 11385 USA ----- Tel: +1 (718)628-6668 +1 (800)728-2008 ----- Email: sales@dirsalonfurniture.com	Konrad-Adenauer-Straße 25 50996 Köln Germany ----- Tel: + 49 (0) 221 4678 0417 ----- Email: sales@dirgroup.de	Unit 5 Block E, Riverview Business Park, Nangor Road, Dublin 12 Republic of Ireland ----- Tel: +353 (01) 429 7969 ----- Email: sales.ireland@dirgroup.ie	广东伊众健康科技有限公司 Guangdong Yizhong technology co Ltd 地址 : 广东顺德龙江龙峰大道38号 ----- 全国统一热线 : +400 865 5603 ----- 邮箱: sales@dirchina.cn



## ASSEMBLY INSTRUCTIONS

### Important statement:

For safety, please read the operating manual carefully before use. Keep it well for better reference.

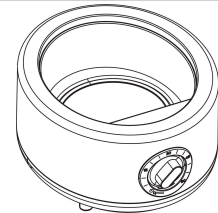
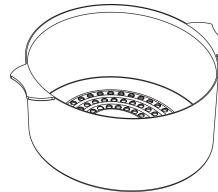
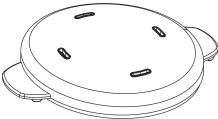

Please obey the instruction when using the product.

Please hold the bottom of the product by both hands, forbid to carry the steamer case handle, upper handle or cable only.

### Features:

1. Use high quality and efficient heating body, steam coming quickly, save time, save electricity.
2. With timing and ring tones function, more convenient.
3. The separate structure of steamer case and steamer base will be much more convenient when cleaning.
4. With anti-dry burning protection function to cut off the power completely, which can be used safely.

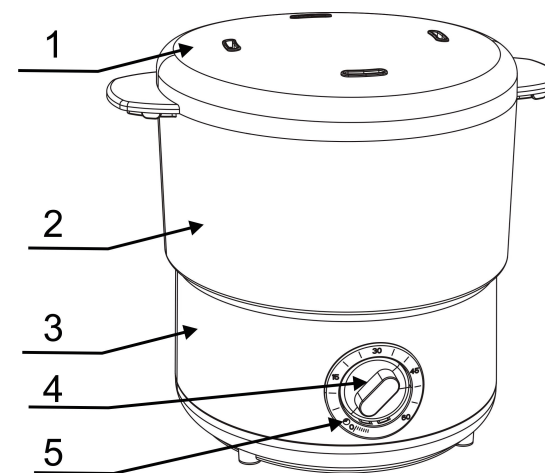
### Packing detail & Specification

Item	Picture	QTY
Steamer base		1 pcs
Steamer case		1 pcs
Upper lid		1 pcs
User manual		1 pcs

# ASSEMBLY INSTRUCTIONS

Item	Electric Steamer
Model	S08
Function	High Temperature Sterilizer
Working Voltage	AC 100-120V~
Working Frequency	60Hz
Rated Power	500W
Dimension(L*W*H)	230X205X200mm
N.W	0.9Kg

## Parts details:

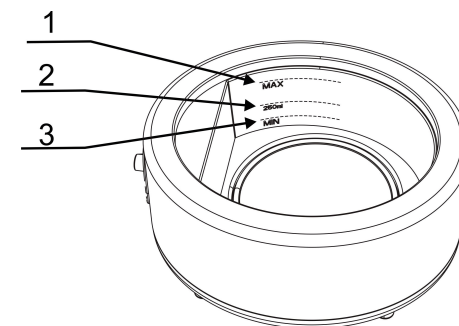


1. Upper cover
2. Steamer base
3. Steamer case
4. Knob
5. Heating indicator light

## User Method

1. Put an appropriate amount of water into the steamer base.

The electric steamer has three water level lines (showed as left picture); including "MAX" the

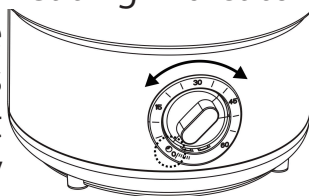


1. Max water level
2. 250ML water level
3. Lowest water level

## ASSEMBLY INSTRUCTIONS

### Attentions

- highest water level, 250ml water level and the lowest water level line "MIN" . Water must be reached to the minimum water level to assure working properly. When the water reaches the "MAX" water level line, the electric steamer can be working for about 1 hours. If need to work more than 1 hour, please add water in time.
2. Put the disinfection articles in order into the steaming tray, and then cover the lid.
3. Connected to the power supply, twist the knob to set the desired time, then, the heating indicator light is on and you can hear the "beep" sound (the sound comes from the timer), indicating that the electric steamer has already begun work.
4. Finish working and the heating indicator light off



1. Please use the AC power supply in accordance with the standard of the nameplate voltage.
2. Please use the qualified grounding power to protect the personal safety.
3. Do not put in the vicinity of or the surface of the flammable and explosive materials to operation, in order to avoid trouble and danger.
4. Product should be placed on a solid platform our of children's reach.
5. The steam will be run out of the operating electric steamer, so please don' t put the face or hands close to the steam outlet to avoid burn; don' t place the heat-resistant objects above the electric steamer; don' t use a cloth or similar object to cover the steamer outlet, so as not to cause an accident or breakdown.

## ASSEMBLY INSTRUCTIONS

6. When the product is working, the upper cover temperature of the steaming tray is higher, please do not touch it to avoid scald.

If the product out of water, please pull out of the power supply immediately, only to use it when cooling. Then do not use the hand to touch the heat transfer plate to avoid burns.

7. Water should be put into the "MAX" level line. It will be breakdown or cause danger if too little or too much water.
8. The power plug should be kept dry; forbid to plug the steamer with wet hands, to prevent shock.
9. Please don't move the steamer when it is operation.
10. Please do not adjust the knob fiercely so as not to damage the knob.

Please refer to the real product if there is any discrepancy from the picture of User Manual.  
The company reserves the right to update the product continuously.  
We won't inform further if any change from above specification.

### DIR BIRMINGHAM (HEADQUARTERS)

66 Rea Street South  
Birmingham  
B5 6LB  
UK  
Sales: +44(0)800 085 3667  
Customer Service: +44(0)121 6433877  
Fax: +44(0)121 6333291  
Email: sales@dirgroup.co.uk  
Website: www.dirsalonfurniture.uk

### DIR LONDON

Unit 1 River Road Business Park  
33 River Road, Barking  
Greater London IG11 0DA  
UK  
Sales: +44(0)20 8591 9310  
Fax: +44(0)20 8594 4147  
Email: sales.london@dirgroup.co.uk  
Website: www.dirsalonfurniture.uk

### DIR NEW YORK

24 Woodward Ave.  
Suite C  
Queens, NY 11385  
USA  
Sales: +1 (718)628-6668  
+1 (800)728-2008  
Fax: +1 855-628-5168  
Email: sales@dirsalonfurniture.com  
Website: www.dirsalonfurniture.com

### DIR COLOGNE

Konrad-Adenauer-Straße 25  
50996 Köln  
Germany  
Sales: + 49 (0) 221 / 88888.128  
Fax: + 49 (0) 221 / 88888.122  
Email: sales@dirgroup.de  
Website: www.dirgroup.de

### DIR IRELAND

Unit 5 Block E  
Riverview Business Park  
Nangor Road  
Dublin 12  
Republic of Ireland  
Sales: +353 (01) 429 7969  
Email: sales.ireland@dirgroup.ie  
Website: www.dirgroup.ie

### DIR CHINA

广东伊众健康科技有限公司  
Guangdong Yizhong technology co Ltd  
广东顺德龙江龙峰大道38号  
全国统一热线 :  
+400 865 5603  
邮箱: sales@dirchina.cn  
官网 : www.dirchina.cn

If you have any enquires regarding the product warranty, please contact our customer services team.

[www.dirsalonfurniture.uk](http://www.dirsalonfurniture.uk)